

Passenger Rules

No passenger shall, while a passenger on any Sioux Falls Transit vehicle, do any of the following:

- 1) Smoke or possess any lighted or smoldering type of smoking materials, including matches and lighters. This rule also applies in all bus stop shelters.
- 2) Eat or drink. Any beverages carried on board must be in a covered container. (Fast food restaurant cups and disposable coffee cups are not allowed.)
- 3) Consume alcohol, be intoxicated, and/or reek of alcohol.
- 4) Possess any firearm or other type of weapon.
- 5) Intentionally interfere with the operator's safe operation of the bus.
- 6) Throw or deposit trash of any kind in a bus.
- 7) Intentionally damage or deface any bus, shelter, or other Sioux Falls Transit property.
- 8) Possess any high explosive, corrosive acid, or flammable liquid, including car and motorcycle batteries.
- 9) Create any type of disturbance that would cause an adverse affect on the ability of Sioux Falls Transit to provide an acceptable level of service to the public, including (but not limited to): unsafe riding practices, using profane or indecent language, yelling, lying down or putting your feet on the seats, and being in neglect of personal hygiene. Radios and cassette/CD players must utilize a personal headset.
- 10) At the downtown Bus Stop, please observe and obey the posted rules. Smoking is allowed only outdoors, and not within the yellow marked areas near the doors to buses. Loitering is not allowed. All other passenger rules apply at The Bus Stop.





What Does It Cost?

Effective for all routes


	Cash Fare	Single Ride Tickets in Sheets of Ten
Adults	\$1	\$8.50
Persons over 60 yrs. (eligibility card required)	50¢	\$5.00
Persons with disabilities (eligibility card required)	50¢	\$5.00
Medicare cardholder (eligibility card required)	50¢	\$5.00
Student (middle school or high school)	\$1	\$8.50
Children 10 yrs. and under with an adult	50¢	-
Children 10 yrs. and under without an adult	\$1	-
Children 5 yrs. and under	Free	-
Adult monthly passport (1/2 price passport available after the 15th of the month)	\$25	
Student Summer Freedom Pass (good through June, July, and August)	\$25	

Where to Buy Tickets and Passports

You can purchase monthly passports and tickets at the following locations:

-  The Bus Stop—120 East 11th Street
 -  Sioux Falls Transit Office—500 East Sixth Street
 -  Lewis Drug Stores—all locations in Sioux Falls
 -  The Empire Mall—Guest Service Center
- Half-price passports and applications for a discount eligibility card are available at Sioux Falls Transit and The Bus Stop only.

Tickets and Passports are also available for purchase by mail:
 Sioux Falls Transit
 500 East Sixth Street
 Sioux Falls, SD 57103-7016
 For more information, call (605) 367-7183.



(605) 367-7183
[TDD available]

www.siouxfallstransit.org
asktransit@siouxfalls.org



Ever thought of riding the bus? All of our buses are safe, clean, and climate-controlled to serve you! Here are a few more reasons to give Sioux Falls Transit a try:

Save Money—Add up what you would spend each year on fuel, maintenance, and insurance for a car. Then figure out how much a car depreciates each year. If you pay for parking, add that in too! If you purchased a \$25 passport each month for a year, you would only spend \$300 for an entire year of transportation.



Safety—Riding on a bus is safe. You don't have to face the stress of avoiding accidents on the way to your destination. Let someone else drive!

Relax—Heavy traffic, bad drivers, road rage . . . wouldn't it be nice to not have to worry about all that? You don't have to! With Sioux Falls Transit you can read, listen to headphones, talk to people, and simply relax on your way to work and home again. You also don't have to find or pay for a parking space.

Plan Your Trip

Plan your trip before you leave home. Route schedules and timetables are available at the downtown Bus Stop, Sioux Falls Transit offices, all Sioux Falls Lewis Drug Stores, and the Empire Mall Guest Service Center. Bus tickets and passports can also be purchased at these locations. Or, log on to www.siouxfalls.org/transit for printable route schedules and timetables along with information on transit policies and programs, including shelter locations, school tripper routes, emergency snow routes, the Bike & Bus program, and trolley service. Of course, you can always give us a call at 367-7183 with any questions.

How to Read a Route Schedule


-  Find the time point closest to the intersection where you plan to board the bus.
-  Read down the time point location column to find the time row that best fits your needs.

Empire Mall	41st/Western	26th/Minnesota	THE BUS STOP
5:45	5:50	5:55	6:05
6:15	6:20	6:25	6:35
6:45	6:50	6:55	7:05
7:15	7:20	7:25	7:35
7:45	7:50	7:55	8:05


Per this sample schedule, if you leave the Empire Mall at 7:15 a.m., you will arrive at the downtown Bus Stop at 7:35 a.m.


All Sioux Falls Transit buses are fully accessible to persons with disabilities, equipped with either powered lifts or powered ramps that operate at the front door. The powered lifts/ramps are available to anyone who needs to use them, including passengers with wheelchairs, canes, walkers, or strollers. The driver will assist you with getting on and off the bus as needed.


How to Ride



-  **Wait at any location where you see this sign.** Be at your bus stop a few minutes before the bus is scheduled to arrive. Have your fare, ticket, or monthly passport ready before the bus stops. When you enter the bus, deposit your fare in the fare box or show your passport to the driver. When paying cash to ride the bus, you must have exact change. The drivers do not carry change.



-  **If you will need to transfer to another bus** to reach your destination, request a transfer slip from the driver. A transfer slip is good for up to 60 minutes and is good for use on any Sioux Falls Transit route.

-  **Please sit in the first available seat** and remain seated while the bus is in motion. If all seats are taken, hold onto the hand rail.



-  **At least a block before you want to get off**, notify the driver by pulling on the long cord above the windows or pushing on the yellow pressure strip if one is by your seat. This will ring a bell and light the "Stop Requested" sign. The driver will then stop at the next bus stop location to let you off.
-  **When the bus has stopped**, please exit promptly. **Never** cross in front of the bus when exiting.

When does the bus operate?

Fixed Route Service

Weekdays—5:45 a.m. to 7:45 p.m.
Saturdays—7:45 a.m. to 7:45 p.m.

Paratransit Route Service

Weekdays—5:15 a.m. to 10 p.m.
Saturdays—7:30 a.m. to 7 p.m.